









# St. Patrick's Day Character Read 'n Roll

Start with a basic stick figure of your character. Write the book title, name of the character, and your name below the character. As you add each of the following to your drawing, be sure to include important details that give us information about your character.

	<b>Clothing</b> How would he or she be dressed for that time period or the events in the book? Dress your character appropriately.
	<b>Dreams or Thoughts</b> What would your character be dreaming about or thinking about? Add your ideas near the top of the paper.
	<b>Words</b> What does your character say or what might your character say? Add words near his or her mouth.
	<b>Actions</b> What has your character done or what does he or she plan to do? Near the hands, write about important actions.
	<b>Love</b> Who or what does your character love or have strong feelings about? Add details near the "heart" of your character.
	<b>Places</b> Where has your character traveled or where would he or she like to go? Add details near your character's feet.